



¡Bienvenidos a semana dos!

Welcome to Week 2!

Favor de silenciar su micrófono



La clase comenzará pronto,  
Gracias



¡Bienvenidos a semana dos!

Conversación intermedia 1

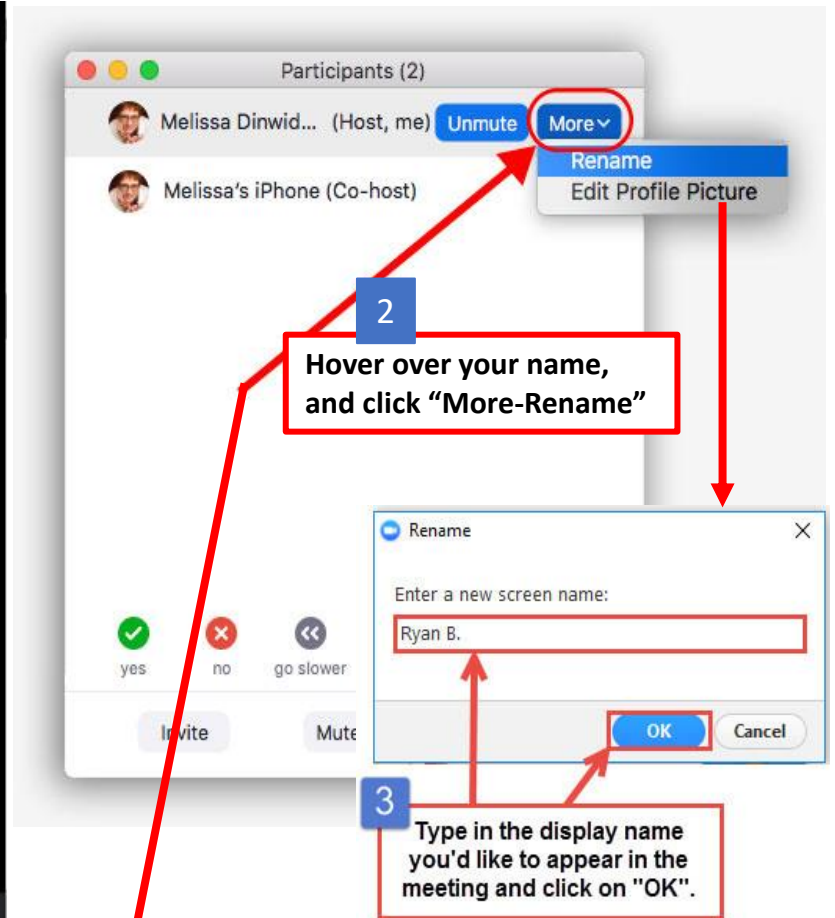
## Semana 2

Si te preocupa el nivel o el ritmo del curso...

Identifícate como un estudiante principiante  
(Beginner)



# First, Rename Yourself



This will open a participant list in a new window



# Next, add a “B” after your name

- Try a Spanish name
  - Ask your facilitator for assistance
- Indicate if you would like to be in a “**B**eginner” group
  - Necessary to place you with a similar group
  - Add **B** after your name:

Juan B ← Beginner (B)

Ana B

Maria ← Typical Intermediate

Pedro

Gabriel F ← Facilitator (F)

Andrea F

## SOME English names have Spanish equivalents

George = Jorge

Henry = Enrique

John = Juan

Charles or Charlie = Carlos

James = Jaime

Paul = Pablo

Tony = Antonio

Peter = Pedro

Joseph = Jose



Anne = Ana

Rose = Rosa

Mary = María

Elizabeth = Isabel

Sarah = Sara

Susan = Susana

Ellen = Elena

Margaret = Margarita

Hope = Esperanza

## Can you guess these?

Helena

Miguel

Eduardo

Alejandro

Marco

Rosana

Dora

Lorena

PrintableSpanish.com



Conversación intermedia 1

**Semana 2**

Descubrir personas, lugares, cosas:

**Repaso de ser y estar**



## Conversación intermedia 1

# Ser y Estar

# Conjugación



### Conversación intermedia I Week 1 & 2 Grammar Guide: Describing People, Places, Things

#### SER

##### Conjugation of SER

	Singular	Plural
1st Person	Soy	Somos
2nd Person (Informal)	Eres	
2nd Person (Formal) & 3rd Person	Es	Son

##### Uses of SER

SER is used to talk about WHAT something is in a permanent state, or to describe characteristics that are an essential part of the thing we're talking about. Specifically, SER is used for these situations:

#### ESTAR

##### Conjugation of ESTAR

	Singular	Plural
1st Person	Estoy	Estamos
2nd Person (Informal)	Estás	
2nd Person (Formal) / 3rd Person	Está	Están

##### Uses of ESTAR

ESTAR is used to talk about HOW something is, so we use it for conditions, locations, emotions, and actions - all temporary states. More specifically, ESTAR is used for these situations:

Su guía de gramática



## Conversación intermedia 1

# Ser y Estar

### Common Uses of Ser

1. Define essential, permanent qualities\*
2. Identify nationality or origin
3. Identify occupation or political / religious affiliation
4. Identify the purpose or composition of something
5. Identify ownership of something
6. Identify the relationship of people
7. To tell time (hours, days, months, dates)

\*Except casado(a), jubilado(a), muerto(a)

### Common Uses of Estar:

1. Define emotional state or temporary condition
2. Identify geographic or physical location\*
3. Describe the weather
4. With gerunds to form the present progressive

\*Except where an event is taking place





## Conversación intermedia 1

# Ser y Estar

### Some words that change meaning

#### Listo(a)

El niño es muy listo.  
¿Estás lista?

The boy is very smart or sharp.  
Are you ready?

#### Aburrido(a)

Mi tío es aburrido.  
Estoy aburrido.

My uncle is boring.  
I'm bored.

#### Orgullosa(a)

El político es muy orgullosa.  
Mi madre está orgullosa de me.

The politician is very arrogant.  
My mother is proud of me.

#### Enfermo(a)

El niño es enfermo.  
El niño está enfermo.

The boy is sickly or an invalid.  
The boy is sick.

#### Seguro(a)

Somos seguros aquí.  
Estoy seguro de eso.

We are safe or secure here.  
I am sure or certain of that.



Conversación intermedia 1

**Semana 2**

Descubrir personas, lugares, cosas:

**Alternativos a ser y estar**



# Tener

## Conjugation of TENER

1st Person

2nd Person<sup>1</sup>

3rd Person<sup>2</sup>

1. Informal
2. And 2nd Person Formal

Singular

**Tengo**

**Tienes**

**Tiene**

Plural

**Tenemos**

**Tienen**

## Common Uses of Tener:

1. Describe age

**Tengo cuarenta años.**

2. Describe certain emotions and conditions

**Tengo hambre. Tengo sed.**

**Tengo avergüenza. Tengo celos.**

**¡Tienes razón!**

3. Alternative to “aquí está”

**Aquí tienes.**



## Conversación intermedia 1

# Hay

- **Derived from the verb “Haber”**
- **Same word used for singular and plural**
  - Hay                                    There is, there are
  - Hubo                                    There was, there were
  - Había                                    There used to be
  - Habrá                                    There will be
- **Frequently used to describe the weather**
  - Hay viento.                            It’s windy. (There is wind.)
  - Hay niebla.                            It’s foggy. (There is fog.)
  - Hay nubes.                            It’s cloudy. (There are clouds.)
  - Hay truenos, relámpagos.            There is thunder, lightning.
  - Hay tormentas.                        There are storms.



## Conversación intermedia 1


# Hacer

- Broadly translated as “to make” or “to do”
- Frequently used to describe the weather
  - Hace It is... (It makes...)
  - Hizo, Hacía It was... (It made...)
  - Hará It will be... (It will make...)
    - viento windy
    - calor hot
    - frío cold
    - sol sunny
    - buen tiempo good weather
    - mal tiempo bad weather



# Conversación intermedia 1

## Semana 2: Sesión 1



**Conversación intermedia I**  
**Week 1 & 2 Exercises:**  
**Describing People, Places, Things**

**Usos de ser y estar**  
 Learn Spanish with Hispanic Horizons  
**Usos de ser y estar**  
[https://www.youtube.com/watch?v=MPxi\\_w0Mf4s](https://www.youtube.com/watch?v=MPxi_w0Mf4s)

After reviewing the video and the Week 1 & 2 Study Guide, practice speaking the following English sentences in Spanish. For help with vocabulary, please refer to the table below the sentences.

**Ejercicio 1: Alrededor de la casa**

- The candles are on the shelf.
- The refrigerator is cold.
- The living room is bright.
- The sofa is very comfortable.
- The kitchen is clean.
- There is a painting on the wall.
- The chair is wood.
- The oven is hot!
- There are cushions on the sofa.
- The sheets are for the bed.
- The plates are dirty.
- The bed is from Mexico.

**Bonus: Pick a room or furnishing and make up your own sentences!**

La recámara	Bedroom	Otras cosas	Other things
la cama	bed	la pintura	painting
las sábanas	sheets	el cojín	cushion
la almohada	pillow	las velas	candles
El baño	Bathroom		
la toalla	towel	el tapete	rug
el lavabo	sink	el estante	shelf
La sala	Living room	Atributos	Attributes
el sofá	sofa	frío(a)	cold
la mesita	small table, coffee table	caliente	hot
La cocina	Kitchen		
las ollas	pots	oscuro(a)	dark
el horno	oven	luminoso(a)	bright
el refrigerador	refrigerator	limpio(a)	clean
El comedor	Dining room		
la mesa	table	sucio(a)	dirty
la silla	chair	comodo(a)	comfortable
el plato	plate, dish	elegante	elegant
Composición	Composition	Otras palabras	Other words
de madera	wood	muy	very
de plata	silver	en	in, on
		de	of, from
		para	for (a purpose)

1

### Ejercicio 3: Alrededor de la ciudad

(Pagina 3)

*...y si el tiempo lo permite:*

### Ejercicio extra: El clima

(Pagina 6)



Conversación intermedia 1

# Pero primero, una canción...




¿Dónde estás Yolanda?  
Aleks Syntek con la Sonora Santanera



# Conversación intermedia 1

## Semana 2: Sesión 2



Conversación intermedia I  
**Week 3 & 4 Exercises:  
Describing Actions**

Spanish 55 with Ana  
**Stem-Changing Verbs**  
<https://www.youtube.com/watch?v=BwSn383ghms>

Spanish with Sr. Jordan  
**Go-Yo Verbs**  
<https://www.youtube.com/watch?v=uQh14hYTVSQ>

Butterfly Spanish  
**Using the Present Tense**  
<https://www.youtube.com/watch?v=T5sj1xj1NNs>

After reviewing the videos and the Week 3 & 4 Study Guide, practice speaking the following English sentences in Spanish. For help with vocabulary, please refer to the table below the sentences.

**Ejercicio 1: Conjugación de verbos regulares**

**-AR verbos**

bailar	to dance	llegar	to arrive
caminar	to walk	ordenar	to order
cantar	to sing	pagar	to pay
contestar	to answer	platicar	to chat
escuchar	to listen	preparar	to prepare
ganar	to win, to earn	trabajar	to work
lavar	to wash	tocar	to play (an instrument)
limpiar	to clean	tomar	to take, to drink
llamar	to call	viajar	to travel

**Exercise:** Using the vocabulary above, speak the following English sentences in Spanish.

## Ejercicio 4: Poniéndolo todo junto

(Pagina 4)





Conversación intermedia 1

# Pero otra vez, una canción...




Estar enamorándonos

Cabas

# Conversación intermedia 1

## Semana 3: Describir acciones



Conversación intermedia I  
Week 3 to 4 Grammar Guide:  
Describing Actions

**CONJUGATION IN THE PRESENT TENSE**

**Regular Verbs**

-AR Verbs		-ER Verbs		-IR Verbs	
-o	-amos	-o	-emos	-o	-imos
-as		-es		-es	
-a	-an	-e	-en	-e	-en


**Examples:**  
 (Yo) camino I walk (I am walking)  
 (Nosotros) jugamos We play (We are playing)  
 (Ella) aprende She learns (She is learning)  
 (Ellos) comen They eat (They are eating)  
 (Él) recibe He receives (He is receiving)  
 (Tú) decides You decide (You are deciding)  
(NOTE: Pronoun is optional, only needed for emphasis or clarification.)

**Stem Changers**  
 The verbs we call "stem changers" in English are usually called "verbos de cambio radical" or "verbos de bota" in Spanish. The "bota" or boot refers to the root or stem of the verb, in which a vowel changes to another vowel or vowels in all of the conjugations except the first person plural.

**Stem Changers: e > ie and i > ie**

QUERER (To want)	EMPEZAR (To start)	PENSAR (To think)	ENTENDER (To understand)
quiero	empiezo	pienso	entiendo
quieres	empiezas	piensas	entiendes
quiere	empieza	piensa	entiende
queremos	empezamos	pensamos	entendemos
quieren	empiezan	piensan	entienden

Others: atender, cerrar, comenzar, confesar, defender, divertir, encender, gobernar, inquirir, mentir, negar, nevar, perder, preferir, recomendar, requerir, sentir, sugerir



Conversación intermedia I  
Week 3 & 4 Exercises:  
Describing Actions

Spanish 55 with Ana  
**Stem-Changing Verbs**  
<https://www.youtube.com/watch?v=BwSn383ghms>

Spanish with Sr. Jordan  
**Go-Yo Verbs**  
<https://www.youtube.com/watch?v=uQh4hYTVSQ>

Butterfly Spanish  
**Using the Present Tense**  
<https://www.youtube.com/watch?v=TSj1xj1NNs>

After reviewing the videos and the Week 3 & 4 Study Guide, practice speaking the following English sentences in Spanish. For help with vocabulary, please refer to the table below the sentences.

**Ejercicio 1: Conjugación de verbos regulares**

**-AR verbos**

bailar	to dance	llegar	to arrive
caminar	to walk	ordenar	to order
cantar	to sing	pagar	to pay
contestar	to answer	platicar	to chat
escuchar	to listen	preparar	to prepare
ganar	to win, to earn	trabajar	to work
lavar	to wash	tocar	to play (an instrument)
limpiar	to clean	tomar	to take, to drink
llamar	to call	viajar	to travel

**Exercise:** Using the vocabulary above, speak the following English sentences in Spanish.

Sesión 1: Conjugación de verbos regulares

Sesión 2: Conjugación de verbos irregulares





¿Preguntas?

¿Comentarios?