



¡Bienvenidos a Semana 2!

Today's Agenda

- Review today's exercises
- Practice in the Break-Out Rooms
- Answer questions and preview next week's exercises



¡Examen sorpresa!

De los videos de esta semana



1. Easy Spanish: Introducing Yourself



2. Butterfly Spanish: Introducing Others

*Opción múltiple
¡Muy fácil!
¡No se preocupe!*

¡Examen sorpresa!

De los videos de esta semana



1. Easy Spanish: Introducing Yourself



2. Butterfly Spanish: Introducing Others

*Opción múltiple
¡Muy fácil!
¡No se preocupe!*



En el primer video, el nombre del entrevistador es...

- a. Ernesto
- b. Pablo
- c. Jorge
- d. Juan



¿A quién entrevista Juan?

- a. Sus amigos
- b. Sus parientes
- c. Sus compañeros de trabajo
- d. La gente en la calle



En el video, “Me llamo”
literalmente significa...

- a. “My name is...”
- b. “They call me...”
- c. “I call myself...”



En el video, “Me llamo”
literalmente significa...

- a. “My name is...”
- b. “They call me...”
- c. *“I call me (myself)...”*



En el video, “Tengo _____ años” literalmente significa...

- a. “I am _____ years old”
- b. “I have _____ years”
- c. “I have _____ years to go”



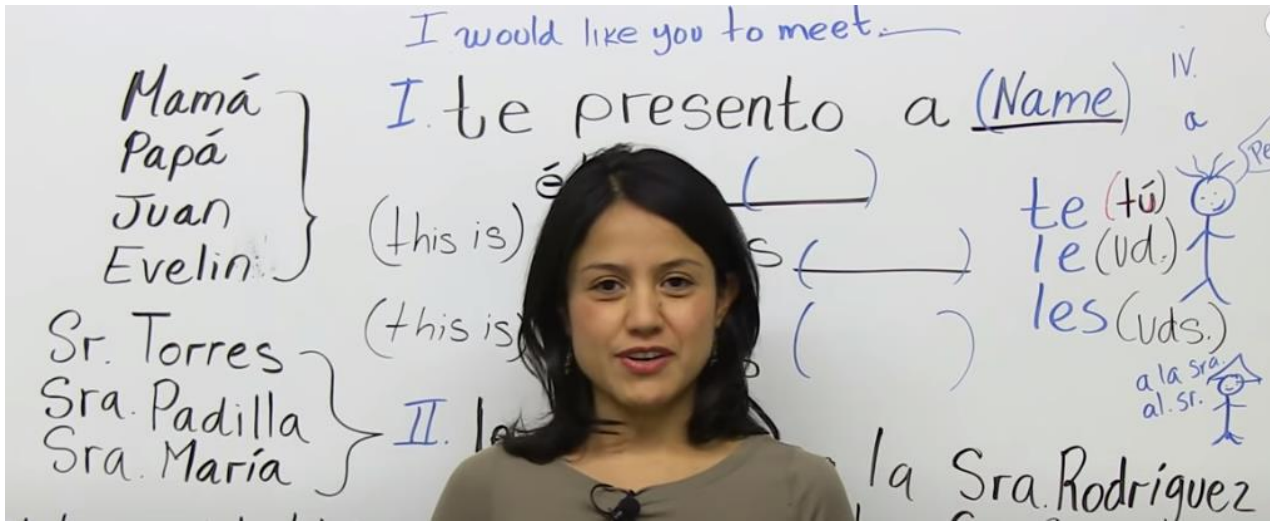
En el video, “Tengo _____ años” literalmente significa...

- a. “I am _____ years old”
- b. “I have _____ years”*
- c. “I have _____ years to go”



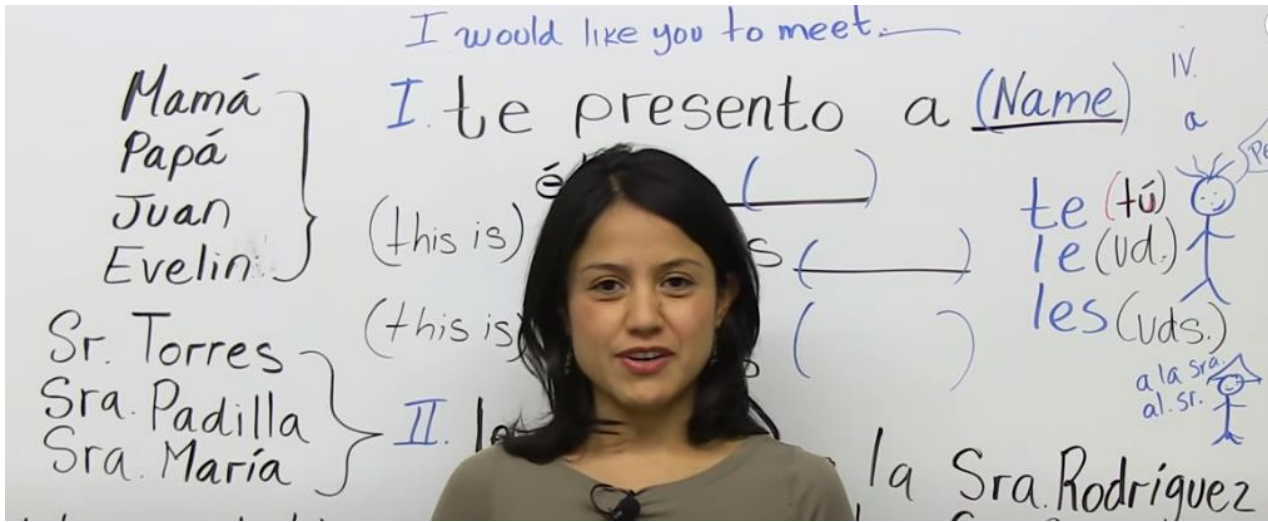
En el video, Juan dice "hobby", pero en México dicen ...

- a. vacaciones
- b. deporte
- c. vocación
- d. pasatiempo



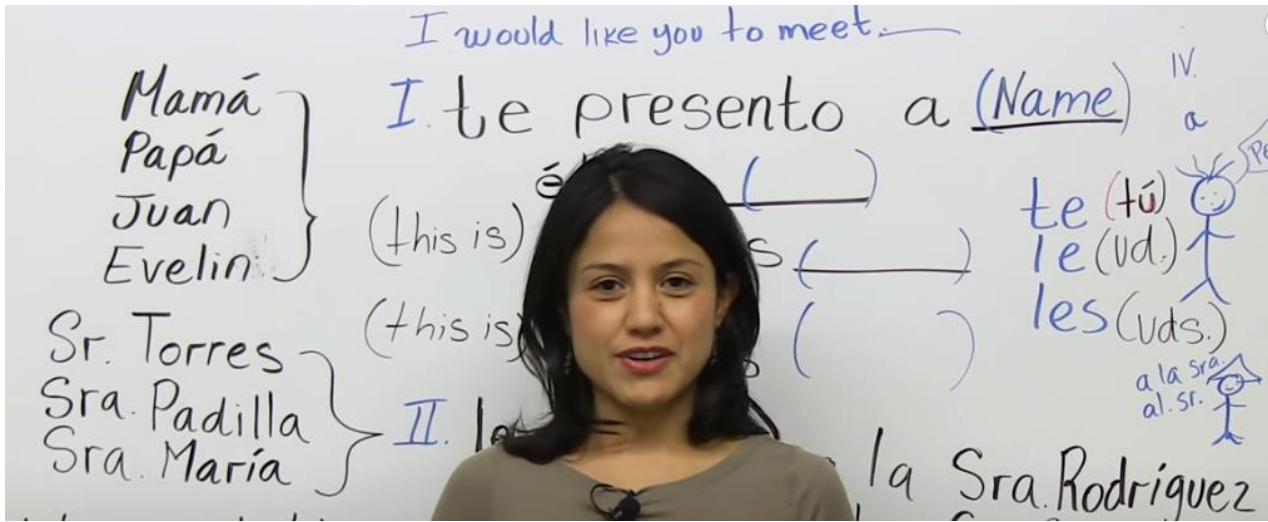
En el segundo video,
el nombre de la
entrevistadora es...

- a. Rosa
- b. María
- c. Sara
- d. Ana



In the video, the “le”
in “le presento a”
refers to...

- The person making the introduction (“I”)
- The person being addressed (“You”)
- The person being introduced (“Him or Her”)

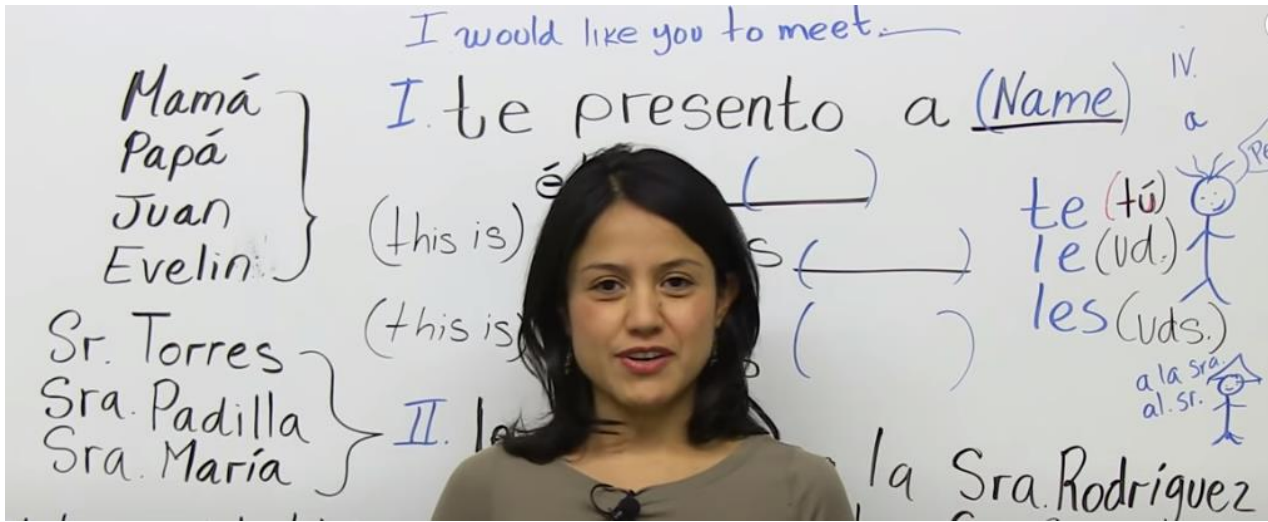


In the video, the “le”
in “le presento a”
refers to...

- The person making the introduction (“I”)
- The person being addressed (“You”)**
- The person being introduced (“Him or Her”)

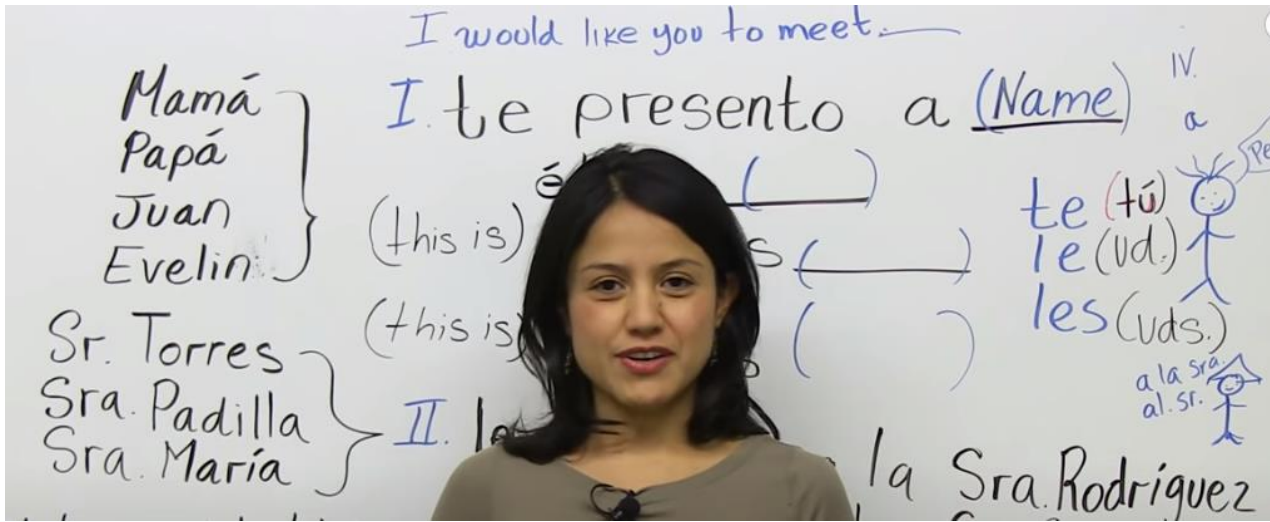
“Le” = “You” (Formal Indirect Object)

“Te” = “You” (Informal Indirect Object)



In the video, the “a”
in “le presento a”
refers to...

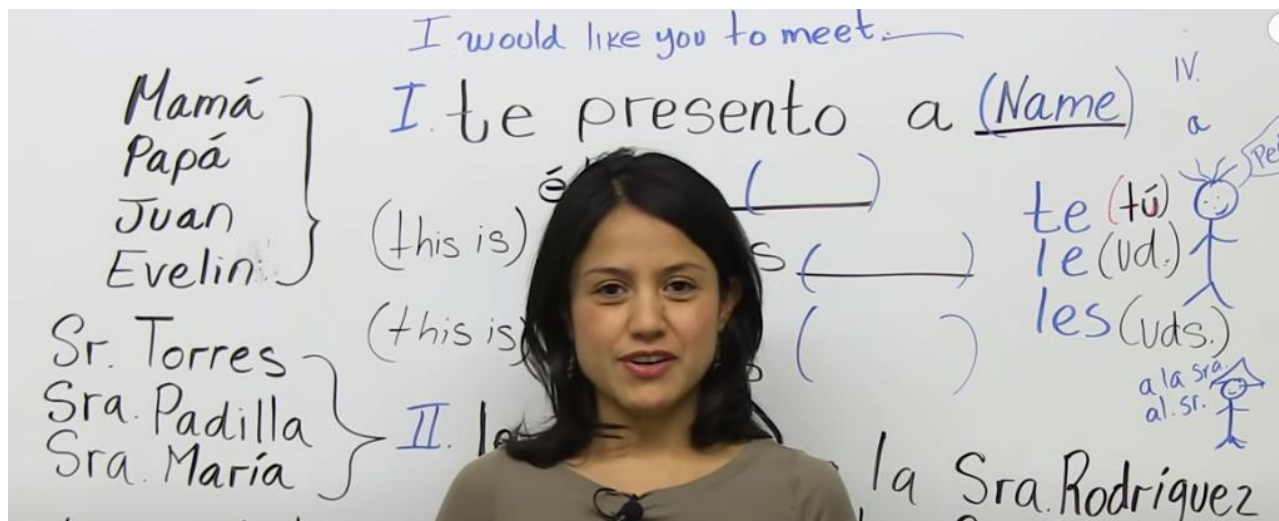
- The person making the introduction
- The person being addressed
- The person being introduced



In the video, the “a”
in “le presento a”
refers to...

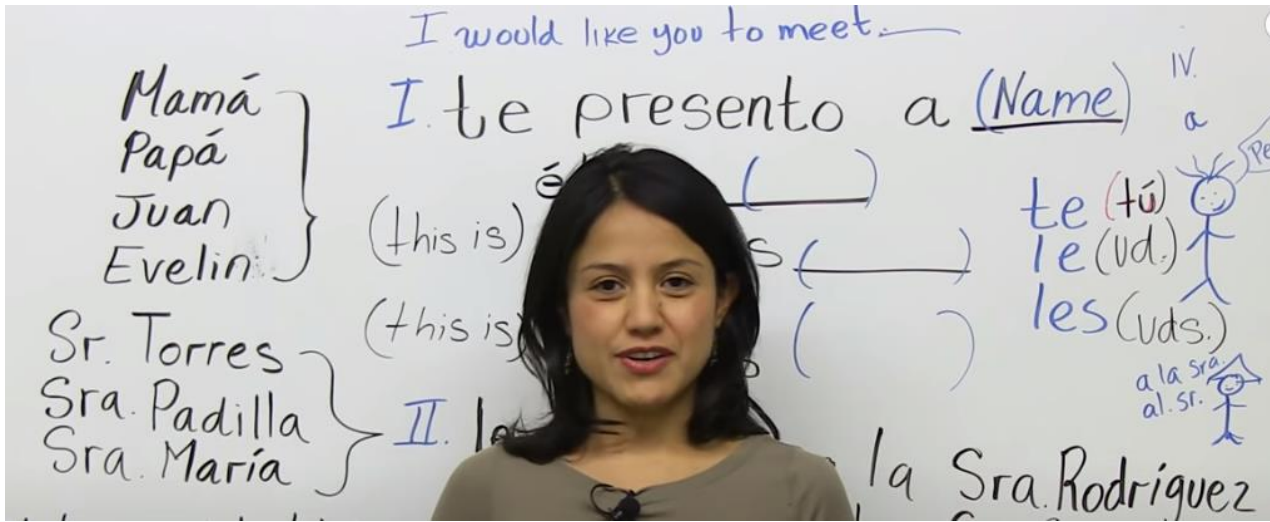
- The person making the introduction
- The person being addressed
- The person being introduced*

This is called the Personal “A”



So, what refers to the person making the introduction in “Le presento a”?

(Or, where’s the “Yo”?)



“Le presento a (nombre)”

To you

I present

Third person

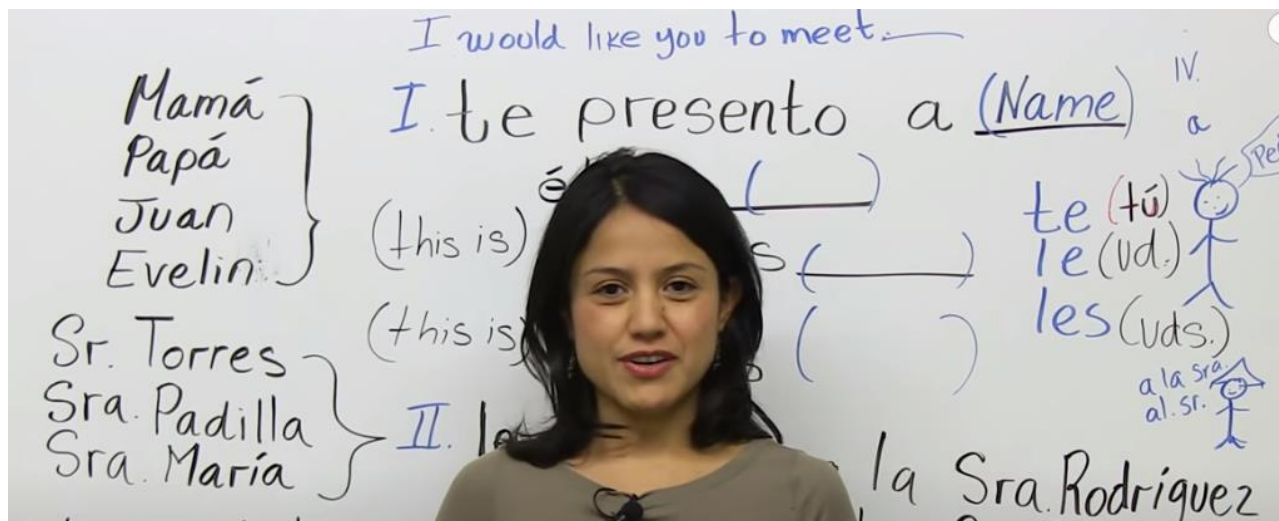


COLOMBIA



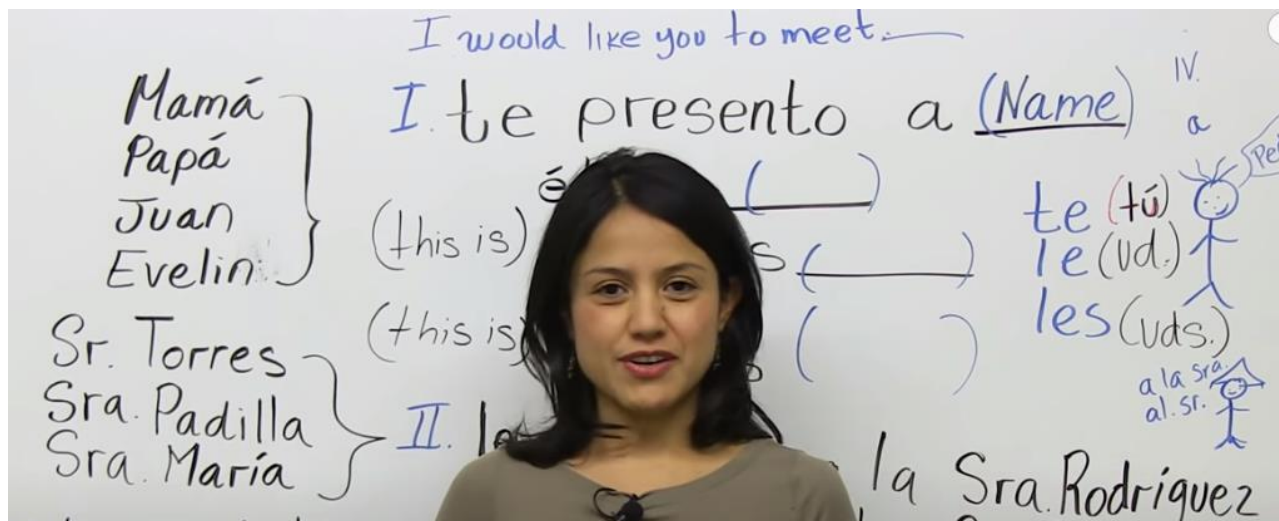
Yo soy Sebastián. Yo me llamo Sebastián.

I *I am* *I myself* *I call*



To greet someone you are introduced to, you can say “Encantado” or “Encantada”

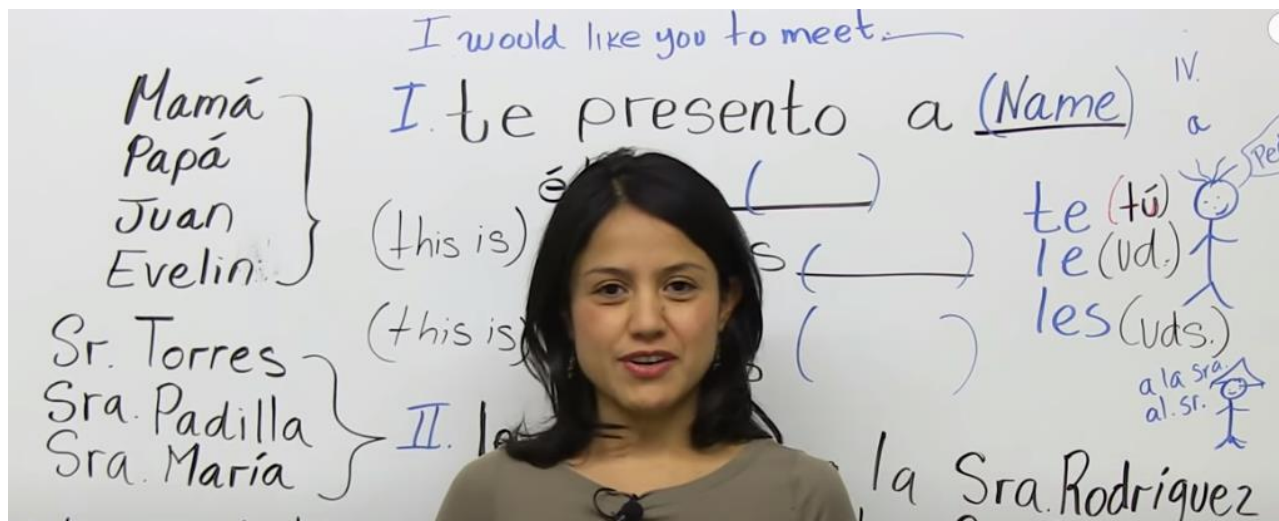
How do you decide between “o” (masculine) or “a” (feminine)?



To greet someone you are introduced to, you can say
“Encantado” or “Encantada”

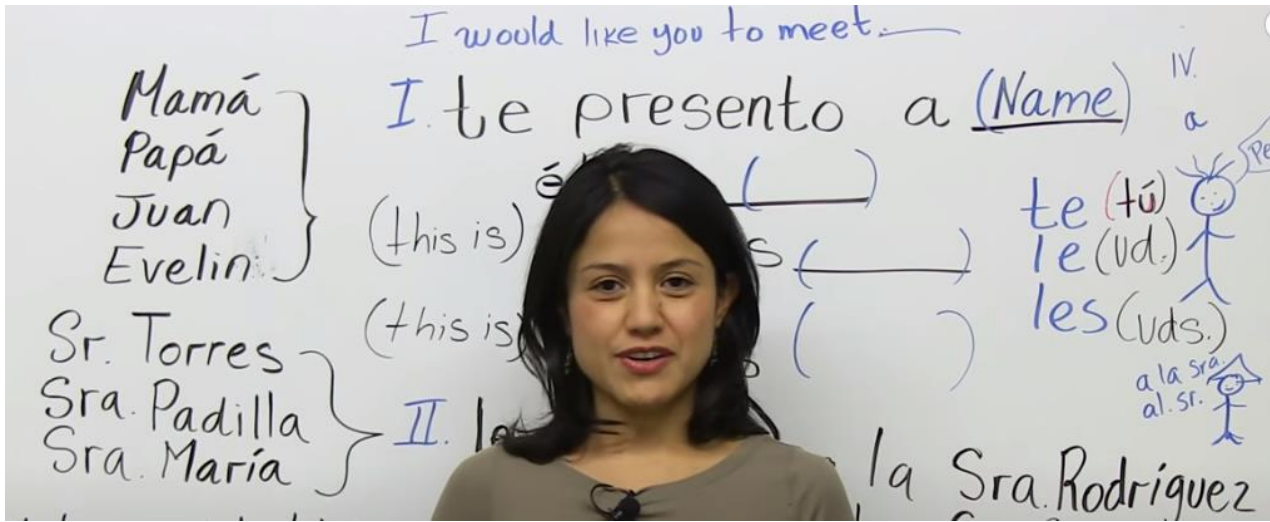
How do you decide between “o” (masculine) or “a” (feminine)?

It is determined by YOUR gender



To greet someone you are introduced to, you can say
“Un placer conocerlo / conocerla”

How do you decide between “lo” (masculine) or “la” (feminine)?



To greet someone you are introduced to, you can say
“Un placer conocerlo / conocerla”


How do you decide between “lo” (masculine) or “la” (feminine)?

It is determined by the gender of the person to whom you are being introduced

Let's Speak Spanish

Break Out Exercises

Exercise 1: Introducing Yourself



**WEEK 1
EXERCISE 1**


Easy Spanish with Juan Coronado
Introducing Yourself
<https://www.youtube.com/watch?v=kgJgukSrpFE>

Presentarse uno mismo (Introducing yourself)
After watching the video above, prepare a brief story to introduce yourself. Use some of the following words and phrases, or find other words for your story. ¡Buena suerte! (Note: Your facilitator may ask you the questions in **bold type**.)

For Beginners

¿Cómo se llama?	What is your name?
Me llamo _____	My name is _____
Soy _____	I am _____
¿Dónde vive? ¿De dónde es?	Where do you live? Where are you from?
Vivo (aquí) en _____	I live (here) in _____

Exercise 2: Introducing Others



**WEEK 1:
EXERCISE 2**

Butterfly Spanish
Introducing Others
<https://www.youtube.com/watch?v=cGoE1BtPVw&t=381s>

For All Students

PRESENTACIONES (Introductions)
After viewing the video, practice introducing someone to a third person. Break in to groups of three, with "Persona 1" introducing "Persona 2" to "Persona 3."

PERSONA 1


Le presento a _____	I present _____ to you
Les presento a _____	I present _____ to all of you

¡Buena suerte!



Let's Speak Spanish Next Week

Exercise 1: Prepare to go shopping



**WEEK 2:
EXERCISE 1**

Easy Spanish with Baruch
What are you Wearing?
https://www.youtube.com/watch?v=Tmb4aXj_x6k&t=527s


Butterfly Spanish with Ana
Learn the Colors
<https://www.youtube.com/watch?v=OUeqNtnVkiA&t=790s>

For Beginners

Preparándose para ir de compras (Getting ready to go shopping). Practice these words and phrases and prepare a brief presentation about shopping for clothing. ¡Buena suerte!

hoy... mañana... esta tarde... este fin de semana...	today... tomorrow... this afternoon... this weekend...
voy a... la tienda (de ropa) el centro comercial	I'm going to... the (clothing) store the shopping center

Exercise 2: At the store



**WEEK 2:
EXERCISE 2**

Butterfly Spanish with Ana
Let's go shopping
https://www.youtube.com/watch?time_continue=2&v=5D5fGywwy1U

Spanish and Go with Jim & May
In a Mexican Store
<https://www.youtube.com/watch?v=QYOITXdi99M>

For Beginners

En la tienda (At the store)
After watching the videos, practice a conversation between a customer (Cliente) and a store clerk (Asistente). Use the attached pictures for an assortment of men's and women's clothing. ¡Buena suerte!

CLIENTE Disculpe	Excuse me
ASISTENTE ¡Buenos días! ¿Puedo ayudarlo(la)?	Good morning! May I help you?
CLIENTE Sí, estoy buscando... / ¿Tiene...?	Yes, I'm looking for... / Do you have?



¿Preguntas?

¿Comentarios?